

12

USPA National Canopy Piloting Championships Rules



Table of Contents

1. Rules Specific To The Competition	1
1.1. Aims of the Competition.....	1
1.2. Program of Events.....	1
2. Event Descriptions And Objectives	1
2.1. Standard Competition Format Events.....	1
3. General Rules	1
3.1. Wind Conditions and Indicators.....	1
3.2. Minimum Exit Altitude on One Pass	1
3.3. Equipment and Weights	1
3.4. Official Practice Period.....	2
3.5. Jump Order and Exit Assignment	2
3.6. Safety Violations.....	2
3.7. Safety Issues.....	3
3.8. Equipment Control Problem	3
3.9. Rejumps Due To Equipment Problems	3
3.10. Rejumps Due To Weather Conditions	3
3.11. Rejumps Due To Outside Interference.....	4
3.12. Rejumps Due To Technical Factors	4
3.13. Rejump Procedures	4
4. Scoring	4
4.1. Scoring in All Events.....	4
4.2. Carved Speed 70 meters.....	4
4.3. Drag Distance 50 meters.....	5
4.4. Zone Accuracy.....	5
4.5. Calculation of Points	5
5. Judging	5
5.1. Conference and Composition.....	5
5.2. Signals and Score Markings.....	6
6. Video Cameras	6
6.1. Use of Video Cameras.....	6
6.2. Video Review	6
6.3. Challenges.....	7
7. Determination Of Champions	7
7.1. Champions	7
7.2. Tie-Breaks	7
7.3. Medals Awarded	8

Addendum A: Abbreviations, Definitions And Phrases Used In These Rules	9
Addendum B: General Course Specifications	11
Addendum C: Speed Course Specifications	12
Addendum D: Distance Course Specifications	13
Addendum E: Zone Accuracy Course Specifications ...	14
Addendum F: List For Dressed Weight (DWIPE) And Additional Individual Weight (AIW)	15
Addendum G: Examples Of Course Layouts	16
Addendum H: Recommended Standard Judging Signals	18
Addendum I: Video Review Form	19
Addendum J: Rejump Form	20
Addendum K: Competitor Challenge Form	21
Addendum L: Beginner and Intermediate Classes Prohibited Canopy Models	22

1. Rules Specific To The Competition

1.1. Aims of the Competition

- 1.1.1 To determine the champions of canopy piloting.
- 1.1.2 To promote safety and develop canopy piloting training and competition.
- 1.1.3 To exchange ideas and strengthen friendly relations between USPA members, judges, support personnel and guest participants from other nations. To allow participants to share and exchange experience, knowledge, and information.
- 1.1.4 To improve judging methods and practices.

1.2. Program of Events

- 1.2.1 The competition shall be comprised of three rounds in each of the events Speed, Distance and Zone Accuracy, as described in §2.
- 1.2.2 For the Speed event, the host must specify the direction of the carve (left or right) in the bid.
- 1.2.3 The minimum number of rounds required for a valid event is one. A valid competition requires a valid event in either Speed, Distance or Zone Accuracy.

2. Event Descriptions And Objectives

2.1. Standard Competition Format Events

- 2.1.1 Carved Speed 70m: To navigate a parachute in as fast a time as possible through G1 to G5 while remaining within the boundaries of the carved course. See §4.1 and §4.2 for additional requirements.
- 2.1.2 Drag Distance 50m: To navigate a parachute as far as possible from the entry gate after dragging water at or before G1, flying through G1 and G5 (50m), and landing within the boundaries of the course. See §4.1 and §4.3 for additional requirements.
- 2.1.3 Zone Accuracy: To navigate a parachute through G1, perform a water drag through as many of the water gates as possible, and continue on to land within a landing zone. See §4.1 and §4.4 for additional requirements.

3. General Rules

3.1. Wind Conditions and Indicators

- 3.1.1 The maximum allowable wind speed as measured by an anemometer is seven (7) m/s in any direction on the competition course, except for Zone Accuracy where it is five (5) m/s.
 - 3.1.1.1 The maximum allowable wind speed for Beginner-class events shall be six (6) m/s in any direction on the competition course, except for Zone Accuracy where it is five (5) m/s.
 - 3.1.1.2 At every landing area, the speed and direction of the wind must be indicated by an anemometric system which must function without interruption. The minimum height of the anemometer head is six (6) meters above ground level; the Chief Judge will decide its location after giving consideration of possible environmental influences. This decision is not grounds for protest.
- 3.1.2 The anemometer shall be checked at 10-minute intervals. During the Speed and Distance events, if the winds exceed five (5) m/s, it shall be monitored constantly until the winds have remained below five (5) m/s for at least 5 minutes. In Zone Accuracy, if the winds exceed three (3) m/s, it shall be monitored constantly until the winds have remained below three (3) m/s for at least 5 minutes.
- 3.1.3 A windsock capable of responding to winds of at least two (2) m/s shall be positioned within 50 meters of the course.
- 3.1.4 A wind direction indicator (streamer) capable of responding to winds of less than two (2) m/s shall be mounted on a pole within 20 meters of G1.
- 3.1.5 The Chief Judge will decide the positions of the wind indicating devices, ensuring that both are fully visible for competitors approaching the course. This decision is not subject to protest.

3.2. Minimum Exit Altitude on One Pass

- 3.2.1 1200 meters AGL with 1 or 2 competitors
- 3.2.2 1500 meters AGL with 3 or 4 competitors
- 3.2.3 2000 meters AGL with 5 or 6 competitors

3.3. Equipment and Weights

- 3.3.1 All competitors must wear a hard-shell protective head cover.
- 3.3.2 Protective equipment may be worn and is strongly recommended. It must not hinder the competitor's parachute equipment or compromise safety, as determined by the Meet Director.

Chapter 12: USPA National Canopy Piloting Championships Rules

- 3.3.3 DWIPE: At the time of the weighing carried out by the Chief Judge, or a person designated by the Chief Judge, DWIPE is calculated and recorded. DWIPE is the basis to define the maximum amount of additional individual weight allowed in accordance with the list in Addendum F.
- 3.3.4 A deviation of one kilogram on DWIPE measured in §3.3.3 is allowed to cover discrepancies between different scales used or the event of a competitor being wet if weighed after the jump. (The 1 Kg deviation is subtracted from the measured weight to give the competitor potentially more extra weight according Addendum E)
- 3.3.5 All additional weight components must have a single-handle quick-release system. The release handle must be located on the front part of the competitor's torso, be freely accessible and be made in such a way as to allow it to be quickly operated by a rescue person in case of an emergency. It must not come loose by itself and must be acceptable to the Meet Director.
- 3.3.6 A scale capable of indicating the weight in increments of 1/10 of a kilogram must be provided. A second identical scale must be available at the request of the Chief Judge, depending on the competition set-up (e.g., if the boarding area is far from the course).
- 3.3.7 The Chief Judge will determine random-competitor-weight-check selection during the competition after any competition jump.
- 3.3.8 Beginner and Intermediate competitors are prohibited from using certain model canopies listed in Addendum L as well as any pre-production, prototype canopies or supine harnesses.

3.4. Official Practice Period

- 3.4.1 The official practice period (OPP) is the period of two days before the official date of the start of the competition.
- 3.4.2 The organizer must provide the opportunity for practice jumps for the competitors on the event courses during the OPP. The schedule and details of the different event courses must be agreed by the Chief Judge and the Meet Director and be announced at the beginning of each day so that competitors and judges may take advantage of the training period. Only the announced event may be trained in the announced times. Free time frames may also be announced for competitors to train any event of their choice.
- 3.4.3 During the OPP all competitors must make at least one training jump on the course. It is the responsibility of the competitor to comply with this rule in order to compete. This rule may be waived by mutual agreement of the Meet Director and the Chief Judge at their discretion, for a pertinent reason, such as weather, or arising from a written request from a competitor.
- 3.4.4 During the Official Practice Period and before the start of competition, an official course closing drill must be conducted by the Chief Judge. This must be a full practice, and is mandatory for all judges and officials, including the use of real smoke, the emergency medical personnel, and a simulated call to the ambulance. The Meet Director must approve of the system that was practiced and report the results to the Jury prior to the start of the competition.

3.5. Jump Order and Exit Assignment

- 3.5.1 The overall results of the most recent USPA National Championships (including guest competitors) will determine the jump order for the first round. Those competitors will be grouped in reverse order of standing and will jump in reverse order of standing and will jump after those competitors described in §3.5.2.
- 3.5.2 Competitors who did not compete in the most recent USPA National Championships will be positioned by draw and will jump at the beginning of the round.
- 3.5.3 A person designated by the Chief Judge will supervise and record the exit order assignment as determined by the competitors within each pass.
- 3.5.4 The competitors involved will receive a minimum result if the Event Judge or Chief Judge is not notified of any change to the exit order assignment before the 15-minute call prior to boarding.
- 3.5.5 The order of exit passes will be rotated by 20%, rounded down, with the start of a new round on a later date. The Meet Director may also use the same procedure to rotate the order between events.
- 3.5.6 The Meet Director may make an updated overall reverse order of standing for any round. If time permits, the Meet Director may change jump order to reflect the new overall reverse order of standing.
- 3.5.7 By mutual agreement of the Meet Director and Chief Judge, one event may begin prior to the completion of another event. The prior event may be completed later in the competition. No event holds a higher priority over any other event.
- 3.5.8 Where there is the option of a dual-entry setup into the course—one that permits navigating the course in more than one direction—the option can be selected for a complete round only. The course configuration must remain as described in the bid.

3.6. Safety Violations

- 3.6.1 Competitors shall exit the course immediately after landing. A yellow card may be issued for failing to comply with this rule and consequently creating a hazard for another competitor, unless the Chief Judge or Event Judge determines the circumstances were beyond the competitor's control.
- 3.6.2 A Chief Judge may issue a yellow card to a competitor for a safety violation. They will be issued in general for unsafe actions, lack of sufficient canopy control, or erratic canopy handling.

Chapter 12: USPA National Canopy Piloting Championships Rules

- 3.6.3 A second yellow card is the equivalent of the issuance of a red card.
- 3.6.4 The Chief Judge or the Meet Director may issue a red card without a prior yellow card for any action that presents immediate danger and safety hazard to the competitor or others on the ground. Examples of this include, but are not limited to low approaches over the crowd or flying the canopy in an uncontrolled manner into any person or objects inside or outside of the course.
- 3.6.5 The issuance of a red card will result in the disqualification of the competitor from the competition, including the deletion of any results already achieved during the competition. The competitor will be marked as “disqualified” and listed in the ranking list after all competitors with regular results.

3.7. Safety Issues

- 3.7.1 The Chief Judge or the Meet Director may suspend a competition at any time if wind or weather conditions are deemed to pose a safety hazard to the competitors—even if the conditions are within the wind limits. The Meet Director must then notify the pilot to suspend dropping competitors.
- 3.7.2 The aircraft pilot will signal the competitors when they are clear to exit. All the competitors will be briefed on the specific exit and spotting signals at the pre-event competitors’ meeting.
- 3.7.3 The Meet Director will relay to the competitors via the pilot any exit order or exit altitude changes or that the dropping of competitors must be suspended. The Chief Judge must be notified of this change.
- 3.7.4 Competitors must enter the course in order of exit. There must be sufficient exit delay between competitors to ensure safe separation and allow time for any judging and course maintenance. However, if it is not possible to enter the course in order of exit due to circumstances beyond the control of the competitor, they may enter the course (provided there is no conflict with other competitors) and receive the assessed score as determined by the Event Judge or Chief Judge.
- 3.7.5 During all events, a person appointed by the Chief Judge shall be equipped with an audible warning device in order to make competition personnel aware of approaching competitors by the following signals:
 - 3.7.5.1 Three (3) short signals indicating the exit of competitors out of the aircraft
 - 3.7.5.2 One (1) long signal, when each competitor initiates the turn into the final approach. At this time, competition personnel must clear the course and take positions alongside the course.
- 3.7.6 A certified medically trained person must be available and on the course during all scheduled competition jumps, including the official practice days.
 - 3.7.6.1 Medical equipment must be available to this certified medically trained person, to include a medical backboard, cervical collar, medical shears, and a telephone capable of dialing 911.

3.8. Equipment Control Problem

- 3.8.1 A competitor experiencing a control problem or malfunction requiring the use of the reserve canopy must not navigate the course and must utilize an alternate landing area if safe to do so.
- 3.8.2 A competitor experiencing a malfunction of the main parachute canopy that creates a control problem without requiring a canopy release shall not land on the course.
- 3.8.3 The Chief Judge shall appoint a qualified person to make an inspection of the equipment immediately after the competitor has landed to confirm that the competitor did suffer a malfunction that was not created by the competitor himself (e.g., packing error). The competitor must not disturb the canopy condition or equipment prior to inspection.

3.9. Rejumps Due To Equipment Problems

- 3.9.1 A competitor will be granted only one rejump during the competition for equipment related factors, as per §3.8, otherwise the actual score of the affected jump will be applied.

3.10. Rejumps Due To Weather Conditions

- 3.10.1 If the wind exceeds the maximum limit at any time in the period after the competitor initiates the turn to final approach and ends with the landing of the competitor, the following applies:
 - 3.10.1.1 In Distance and in Speed, no score will be awarded and the competitor shall make a rejump for this round.
 - 3.10.1.2 In Zone Accuracy, the competitor may accept the achieved score within 10 seconds after receiving the assessments from the jump from the Chief Judge; otherwise a rejump for this round shall be made.
 - 3.10.1.3 If winds exceed 5 m/s in Speed and Distance or 3 m/s in Zone Accuracy and change direction more than 90 degrees within 2 seconds (as measured and recorded automatically by an electronic device), a competitor landing within 30 seconds after the wind change must be offered a rejump by the Event Judge or Chief Judge. The competitor may then accept the achieved score within 10 seconds after receiving the assessments from the jump from the Chief Judge; otherwise, a rejump for this round shall be made.

Chapter 12: USPA National Canopy Piloting Championships Rules

- 3.10.1.4 A competitor will be offered a rejump if the competitor experiences adverse weather conditions as determined by the Chief Judge or Event Judge. The competitor may then accept the achieved score within 10 seconds after receiving the assessments from the jump from the Chief Judge; otherwise, a rejump for this round shall be made.

3.11. Rejumps Due To Outside Interference

- 3.11.1 A competitor who suffers interference—on the ground or in the air from other competitors, jumpers, or temporary objects—will be offered a rejump by a decision of the Chief Judge or Event Judge.
- 3.11.2 At the sole discretion of the Chief Judge or Event Judge, any other competitor suffering interference as a result of a competitor not clearing the course will be offered a rejump.
- 3.11.3 At the sole discretion of the Chief Judge or Event Judge, if two or more competitors approach and/or enter the course close together and in the process create interference between each other, a rejump may be offered to one, both or neither competitors.

3.12. Rejumps Due To Technical Factors

- 3.12.1 If the electronic timing and scoring system in the Speed event malfunctions and is unable to produce a score, making the performance unjudgeable (UJ), a rejump will be awarded to competitors affected.
- 3.12.2 If a course marker or any technical scoring equipment has been rendered non-functional and cannot be repaired before the next competitor navigates the course, the next competitor(s) will be awarded a rejump only if the damaged course marker or technical scoring equipment adversely affects the scoring process or makes it unjudgeable (UJ) for a competitor as determined by the Chief Judge or Event Judge.
- 3.12.3 In the event of a closed course, competitors are not allowed to enter or navigate the course. A yellow card may be issued if the competitor navigates the course creating a dangerous situation.
- 3.12.4 If it is not safe to stay outside of the course and/or an alternative landing area is not available, the competitor may make a normal, non-aggressive landing on the course.
- 3.12.5 A competitor complying with the above will be granted a rejump as decided by the Event Judge or Chief Judge, otherwise the minimum result for that round will be applied.

3.13. Rejump Procedures

- 3.13.1 Each competitor who is granted a rejump must receive a Rejump Form from the Event Judge or Chief Judge to be handed in to the Meet Director or competition manifest.
- 3.13.2 The competitor must make the rejump at the earliest opportunity as determined by the Meet Director, who will inform the Chief Judge—before the 15-minute-call prior to boarding the aircraft—on which load and in which exit order the rejump will be performed; otherwise §3.5.4 will be applied.

4. Scoring

4.1. Scoring in All Events

- 4.1.1 If not otherwise specified, §4.1 applies to all events.
- 4.1.2 Scoring G1 in all events will yield at least a default result (DR), unless there is a disqualification.
- 4.1.3 Except in the case of a missed entry or disqualification, if an out flying (OF), off-course landing (OC), canopy down (CD), marker strike (MS), vertical extension (VE), or no water drag (NW) penalty is issued in a round after G1 has been scored, a default result (DR) will be issued for that round.
- 4.1.4 Minimum result (MR) applies for a round in the following situations:
- 4.1.4.1 Missed entry (ME) penalty, no matter where the competitor lands.
 - 4.1.4.2 Failure to wear a protective helmet while navigating the competition course.
 - 4.1.4.3 Failure to notify a change in the jump order, thereby creating interference, as determined by the Chief Judge or Event Judge (see §3.5.4).
 - 4.1.4.4 Exceeding the total weight allowed as per Addendum F.

4.2. Carved Speed 70 meters

- 4.2.1 The competitor must break the sensor beam(s) with part(s) of the body at G1 to start and at G5 to stop the timing and at least some part of the competitor's body must remain within the boundaries of the Carved Speed course from G1 through G5.
- 4.2.1.1 Out flying (OF) applies at gates G2, G3, G4, & G5.
 - 4.2.1.2 Vertical extension (VE) applies in Intermediate and Open classes at G2, G3, G4, & G5.
 - 4.2.1.3 Vertical extension (VE) applies in Beginner class only at G5.

Chapter 12: USPA National Canopy Piloting Championships Rules

- 4.2.1.4 Off-course landing (OC) applies after G1 has been scored, but before G5 has been scored.
- 4.2.1.5 For Beginner class competitors the effective height of G1 is 3 meters.
- 4.2.2 Surface contact by the competitor within the boundaries of the course is permitted as long as the competitor keeps the canopy kited so that no canopy down (CD) occurs before the competitor has scored G5 with the body. Canopy contact with the ground after G5 is scored does not affect the score.
- 4.2.3 A competitor's score is the time taken to navigate the course, measured to the thousandth of a second.

4.3. Drag Distance 50 meters

- 4.3.1 The competitor must drag water at or before the leading edge of G1; otherwise, no water drag (NW) applies, resulting in a default result (DR).
 - 4.3.1.1 Beginner and Intermediate class competitors are not required to drag water.
 - 4.3.1.2 For Beginner class competitors the effective height of G1 is 3 meters.
- 4.3.2 Touching water within the course is allowed.
- 4.3.3 Off-course landing (OC) applies. Vertical extension (VE) will be applied at G5 at 50 meters.
- 4.3.4 After scoring G1, the competitor's landing must start and come to a complete stop within the boundaries of the course. Off-course landing (OC) applies if surface contact occurs outside of the course and no part of the competitor's body remains in surface contact within the course boundaries at the same time.
- 4.3.5 A competitor's score for a landing as in §4.3.4 will be:
 - 4.3.5.1 35 meters if the landing is between G1 and G5 or surface contact was made with the land portion prior to G5.
 - 4.3.5.2 The measured distance if the landing is at or beyond 50 meters. The distance is measured (in meters, to two decimal places) from the entry gate (G1) to the point on the course closest to G1 that has been touched during landing.

4.4. Zone Accuracy

- 4.4.1 After scoring G1, the competitor's landing must start and come to a complete stop within the boundaries of the course. Off-course landing (OC) applies if surface contact occurs outside of the course and no part of the competitor's body remains in surface contact within the course boundaries at the same time.
- 4.4.2 A competitor must score at least one water gate and a landing zone (see Addendum G).
- 4.4.3 The competitor is awarded the score of the landing zone with the lowest point value that was touched during landing.
- 4.4.4 A competitor's score for a round in Zone Accuracy is the sum of water gate points and landing zone points minus 10 points deducted for failure to perform a stand-up landing (UP).
- 4.4.5 For Beginner-class competitors, scoring G1 requires flying between the G1 markers, but at any height. Scoring water gates requires flying at or below 1.5 meters. There is no penalty for landing in water within the course boundaries – water gate points are retained. There is no penalty for failing to score any water gates – land points are retained.

4.5. Calculation of Points

- 4.5.1 The competitors are ranked in each round of each event in order of the actual score collated for this round (Distance and Zone Accuracy, highest score first, Speed, lowest score first).
- 4.5.2 Distance and Zone Accuracy: The score of the top ranked competitor in each round is set to 100%, expressed as 100 points. The remaining competitors' scores of the round are calculated as a percentage of the top ranked competitor's result—expressed in points, calculated to the third decimal place with no rounding applied.
- 4.5.3 Speed: Each recorded score is raised to the power of 1.333, calculated and displayed to the third decimal with no rounding applied. The resulting calculated score of the top ranked competitor in each round is set to 100%, expressed as 100 points. The remaining competitors' scores for the round are calculated as the inverse percentage of the top ranked competitor's result, expressed in points, and calculated to the third decimal place with no rounding applied.

5. Judging

5.1. Conference and Composition

- 5.1.1 The chief judge will organize a judges' conference prior to the start of the competition. All judges shall attend the conference.
- 5.1.2 Judges-in-training may be used in addition to the judges provided they are under the direct supervision of the Chief Judge or chief of judge training and have attended the judge's conference.
- 5.1.3 Each performance shall be observed and judged by at least three judges.
 - 5.1.3.1 A competitor cannot judge their own performance.

Chapter 12: USPA National Canopy Piloting Championships Rules

- 5.1.4 Practice jumps will be judged at the discretion of the Chief Judge. The time period during which the relevant events will be judged during the OPP will be announced by the Chief Judge.
- 5.1.5 Judges will be strategically positioned at the course according to the needs of the specific event and to the technical equipment in use for the specific event as determined by the Chief Judge or Event Judge.

5.2. Signals and Score Markings

- 5.2.1 In all events, the assigned judges will use the respective signals or methods as determined by the Chief Judge to indicate the scores.
 - 5.2.1.1 Failure to score the gates is indicated by the assigned judge with the respective signal.
 - 5.2.1.2 Scores for the landing in Zone Accuracy, including UP, and in drag distance are noted on independent score sheets by two different scorers. They are transmitted to the scoring processor by means determined by the Chief Judge.
 - 5.2.1.3 The judges must record any observed competitor scoring violation (CD, OC, OF, ME, MS, NW, VE), unjudgeable circumstance (UJ), exit order mix-up, interference, control problems, etc.; as well as the need for a video review (VR), for any reason.
 - 5.2.1.4 All judges shall watch for unsafe canopy flight by competitors. If a judge witnesses what they feel was an unsafe act, they shall inform the chief judge so a yellow card or red card may be issued, if so decided.

6. Video Cameras

6.1. Use of Video Cameras

- 6.1.1 In each event, there shall be a video camera at the entry gate (G1) and the exit Gate (G5), set at the same height as the gate / sensors. Cameras at entry and exit gates must be capable of reduced speed playback.
 - 6.1.1.1 In Accuracy and Speed events there must be additional video cameras at G2, G3, and G4.
- 6.1.2 In those events where a video system is used at G1, and G5 in Carved Speed, or in Drag-Distance, the system must be capable of reduced speed playback. The system must include audio and record all cameras on a hard drive. The images from any camera must be synchronized and be accessible instantly. It must be a secure closed system with access limited to the Judges Panel.
- 6.1.3 A minimum of one additional video camera shall be used as a tool for judging and/or course surveillance as determined by the Chief Judge/Event Judge:
 - 6.1.3.1 In Carved Speed 70m positioned at the discretion the Chief Judge/Event Judge
 - 6.1.3.2 In Zone Accuracy positioned near Landing Zone 8 directed to the landing zones
- 6.1.4 A video-camera system or electronic system may be used as a replacement for conditions in §6.1.3 for technically assisted judging as determined by the Chief Judge/Event Judge in any event.
 - 6.1.4.1 In Zone Accuracy any video-assisted water-gate system, used on one or more water gate(s) or the landing zones at the discretion of the Chief Judge/Event Judge.
 - 6.1.4.2 If the Chief Judge decides that the video-set-up at the course allows for video judging of all or parts of the course, the minimum evaluation principles (§5.1.4) apply for video judging.

6.2. Video Review

- 6.2.1 At the request of a member of the judging panel, and if the VR has been recorded on the judge's score sheet, the Chief Judge shall order a review of the jump in question at the earliest opportunity. One Judge must be positioned on the VR-System during all the competition jumps to crosscheck and verify each jump, and notify the Chief Judge in cases where a CP-VRP has to be called.
- 6.2.2 The video review request will be noted on a Video Review Form, which must be handed to the chief judge, to initiate the VR procedure.
- 6.2.3 The video review panel of three persons is composed of the Chief Judge and/or Event Judge, and if possible, the judge that requested the review, and/or one other judge.
- 6.2.4 A VR cycle is comprised of a maximum of three viewings of part(s) of the jump in question. Reduced speed playback may be used after the first viewing.
- 6.2.5 At any time during the review process and without discussion, the judges will render their decision using the following procedure:
 - 6.2.5.1 Confirmation of the assessment on the judge's original score sheet.
 - 6.2.5.2 Determination of the outcome of a VR using a voting process overseen by the Chief Judge/Event Judge: Any decision must be rendered clearly by "YES" or "NO" only, (i.e., by thumbs-up-thumbs-down on command or by indication of a "Y" or "N" on paper etc.,) without any application of in-between decision possibilities or options other than "YES" or "NO".
 - 6.2.5.3 The initial assessment on the score sheet can only be changed with a unanimous decision of the video review panel.
 - 6.2.5.4 A majority decision of a video review panel leaves the initial assessment unchanged. If no initial assessment was made for any reason on the score sheet, the majority vote will be used as the decision.

Chapter 12: USPA National Canopy Piloting Championships Rules

- 6.2.6 The Chief Judge will review the decision of the video review panel, document the result on the Video Review Form and adjust the competitor's score on the score and result list, if applicable.
- 6.2.7 The scores will not be final until the data and/or recording media are reviewed, if necessary. The Chief Judge shall be responsible for determining a competitor's final result and place.

6.3. Challenges

- 6.3.1 Competitors shall be entitled to invoke a video review challenge in the distance, carved speed, and zone accuracy events.
- 6.3.2 Competitors may only challenge judging calls assessed to their own performance.
- 6.3.3 The challenge must state the single gate, zone, or penalty indicator that is being challenged.
- 6.3.4 No challenge shall be accepted for which the gate, zone, or penalty indicator is not covered by a functioning official camera covered under section 6.1. If a video review was already performed on the gate, zone, or penalty indicator by request of a judge before the official score was posted, it cannot be challenged by the competitor.
- 6.3.5 The fee to invoke a challenge is \$75.
- 6.3.6 The challenge form and fee must be submitted to the chief judge within one hour of posting of the relevant score.
- 6.3.7 The video review for a challenge will be conducted in accordance with section 6.2, except for § 6.2.3. The Judge, whose assessment is being challenged, will not be on the VRP.
 - 6.3.7.1 The competitor will be given the opportunity to watch the video(s) in question after the completion of the review.
 - 6.3.7.2 If during the review process, the video cannot be retrieved or is deemed un-judgeable, the score will remain unchanged, the fee returned to the competitor, and the competitor shall retain their right to further challenges during the competition.
 - 6.3.7.3 If the judges' decision is upheld by the review, the score shall remain unchanged, the challenge fee shall be donated to the U.S. Team Trust Fund, and the competitor will no longer have the right to invoke further video review challenges again during the competition.
 - 6.3.7.4 If the video review results in a decision favorable to the competitor, the posted score shall be changed as appropriate, the challenge fee shall be returned to the competitor, and the competitor shall retain their right to further challenges during the competition.
- 6.3.8 Competitors may submit multiple challenges for the same performance for the single fee in a declared sequential order until losing a challenge.
 - 6.3.8.1 Each separate challenge is processed in the order requested by the competitor.
 - 6.3.8.2 Upon the first failed challenge, the remaining challenges will not be reviewed, the posted score will be changed for the prior successful challenges, and otherwise 6.3.7.3 will apply.
 - 6.3.8.3 If all challenges are successful, 6.3.7.4 will apply.

7. Determination Of Champions

7.1. Champions

- 7.1.1 In each event, Speed, Distance or Zone Accuracy, the Event Champion is the competitor with the highest total number of points (maximum 300 points per event) after the completed rounds in each event.
- 7.1.2 The Combined Champion is the competitor with the highest total number of points from all valid events. The maximum number is 900 points. If there are fewer than three valid events as described in §1.2.3, there will be no Combined Champion.

7.2. Tie-Breaks

- 7.2.1 In any specific event, if two or more competitors have the same cumulative total number of points in the first three places of an event, the following procedures will be applied in the order listed to break the tie:
 - 7.2.1.1 One tie-breaking jump in the specific event.
 - 7.2.1.2 First the highest result, then the second highest result, then the third highest result in any of the completed rounds in this specific event and so on until the tie is broken.
 - 7.2.1.3 Then competitors will be placed in the same ranking.
- 7.2.2 For the combined champion, if two or more competitors have the same cumulative total number of points in the first three places in Overall, the following procedures will be applied in the order listed to break the tie:
 - 7.2.2.1 First the highest result, then the second highest result, then the third highest result in any of the completed rounds and continuing until the tie is broken.
 - 7.2.2.2 The single best distance score in a completed round will have the higher standing.

Chapter 12: USPA National Canopy Piloting Championships Rules

7.2.2.3 The competitors will be placed in the same ranking.

7.3. Medals Awarded

- 7.3.1 Medals will be awarded for both Open, Intermediate, and Beginner classes.
- 7.3.2 Speed Champion: 1st Place, 2nd Place, 3rd Place
- 7.3.3 Distance Champion: 1st Place, 2nd Place, 3rd Place
- 7.3.4 Zone Accuracy Champion: 1st Place, 2nd Place, 3rd Place
- 7.3.5 Combined Champion: 1st Place, 2nd Place, 3rd Place

Addendum A: Abbreviations, Definitions And Phrases Used In These Rules

AIW—additional individual weight that a competitor can carry as determined by the chart in Addendum F.

Body—the physical structure of a person, including clothing, footwear and the rig. Extensions of any kind or unnatural forms are not considered body.

Canopy Down (CD)—A situation in the Speed event when a competitor’s canopy makes surface contact prior to the competitor finishing the course by breaking the beam with the body. The pilot chute is not considered part of the canopy. The canopy may touch the ground as long as the competitor continues to fly the canopy in a controlled manner.

CD—See canopy down.

Chief Judge—chief judge.

Closed Course—If for any reason the chief judge (Chief Judge), event judge (Event Judge) or the Meet Director decides to close the course, a floatable, orange smoke canister and/or suitable indicators will be placed at the beginning of the course or in another location. The indicator type and location will be mentioned during the pre-event competitors’ briefing.

Control Problem—A condition of the parachute that makes it impossible to attempt a safe approach to the course.

Course—The designated path that competitors must navigate that is formed by gates and marked by sidelines in accordance with the details in Addenda A, B, C and D. Sidelines are part of the course.

Course Marker—Objects that mark and indicate the boundaries of the course as shown in Addendum B.

Course Technical Director (CTD)—A person proficient in course planning, appointed by the organizer and accepted by the Chief Judge and Meet Director for that position. The course technical director is responsible for the planning, setup and maintenance of the courses before and during the competition. The CTD shall be given equal treatment as a judge with respect to all the rules in Chapter 5, 2.11 (Judges’ Travel Accommodations).

CP—canopy piloting.

CTD—See course technical director.

Default Result (DR)—The DR is three points in all events.

DN – See down-landing.

Down Landing (DN)—A landing where surface contact is made during the landing by any part of the body, other than the feet.

DR—See default result.

DWIFE—dressed weight including parachute equipment and all other equipment worn on the jump but excluding AIW. See §3.3. “Equipment and Weights”.

Event Judge—event judge.

Entry Gate (G1) —See gate. The first gate on the course.

Equipment—For the purpose of weight calculations described in §3.3, the skydiving equipment is the parachute system (rig) and helmet.

Exit Gate (G5)—See gate. The last gate on the course in the Speed event.

Fall-Down-Landing (DN)—A landing where surface contact is made with any part of the body, other than the feet. See also: stand-up-landing.

Focal Point—the location at the intersection created by extending the course boundaries created by the G1 markers and the G5 markers respectively.

Gate—Consists of two course markers or electronic sensors separated laterally by a variable distance as specified in Addendum B.

G1—See entry gate.

G5—See exit gate.

Kiting—the competitor keeps the parachute canopy (excluding the pilot chute) flying without any surface contact by the canopy.

Landing—a landing starts when any part of the competitor’s body makes surface contact—excluding contact due to water drag—and ends with a complete stop. Any surface contact counts as landing for scoring purposes.

Landing Zone—In the Zone Accuracy event, landing zones—denoted as Z1 - Z9 and CZ—are defined areas within the boundaries of the course with assigned point values as specified in Addendum E.

ME—See missed entry.

Minimum Result (MR)—The MR is zero points in all events.

Chapter 12: USPA National Canopy Piloting Championships Rules

Missed Entry (ME)—not scoring G1 for any reason.

MR—See minimum result.

Marker Strike (MS)—In all events, when any part of the competitor's body or equipment comes into contact with a course marker, sensor, transmitter or any other fixed judging device and causes it to become non-functional or to need repair of any kind, as determined by the Chief Judge or Event Judge.

No Water Drag (NW)—Not clearly showing surface contact with the water with any part of the body. Water movement due to compressed air or water dropping from the competitor are not considered water drag.

NW—See no water drag.

OC—See off-course landing.

OF—See out-flying.

Off-Course Landing (OC)—a situation when part of a competitor's body makes surface contact outside the course while not simultaneously maintaining surface contact within the course.

OPP—official practice period.

Out-Flying (OF)—a situation when no part of a competitor's body remains within the course, at the course markers, and no surface contact occurs.

Parachute equipment—For the purpose of weight calculations described in §3.3.3., the parachute equipment is the parachute system (rig) and helmet, and any other piece of equipment the competitor may be using.

RC—See red card.

Red Card (RC)—the penalty indicator issued by authorized persons during the competition for violations of safety issues or for unsporting behavior as described in these rules. See also: yellow card.

Result—the point value of a score, after applying the calculation procedure in §4.5 or the points resulting from a default result or minimum result.

Safety Area—the areas outside the course as specified in Addendum B.

Score—an evaluation by the judges of a competitor's achievement while navigating the course; e.g. time in seconds in Speed, distance in meters in Distance, points in Zone Accuracy. The minimum score is zero (0).

Scoring A Gate—see gate. A gate is scored when any part of the competitor's body breaks the imaginary plane between the course markers that make up the gate, or the gate's electronic sensor beam.

Scoring A Water Gate—to clearly show uninterrupted surface contact by performing a water drag with any part of the body, when passing through the imaginary line running between the leading (front) edge of the course marker at water level of a water gate. This is typically achieved by dragging a foot.

Stand-Up Landing (UP)—a landing where no part of the body other than the feet makes surface contact. See also: fall-down-landing.

Surface Contact—the point at which any part of the competitor's body comes in contact with any part of the earth's surface including natural and/or man-made structures and materials.

UJ—see unjudgeable.

Unjudgeable (UJ) — in all events, when a competitor runs through a course that has not been closed but the judges are not able to determine if the performance was completed properly (i.e. a marker is knocked down or missing; or in the Speed event, the electronic timing and scoring system malfunctions). Competitors must make a rejump for "UJ" when notified by the Chief Judge or Event Judge, or accept a minimum result.

UP—See stand-up landing.

VE—See vertical extension.

vertical extension (VE)—when a competitor passes between, but above the course markers that make up a gate, failing to score a gate. VE applies to gates as outlined in each event's specific rules.

VR—video review.

VRP—video review panel.

Water Gate (G1-G4)—See gate. For the Zone Accuracy event, the gates located on the water portion of the course.

Water Drag—Surface contact made by dragging any part of the body on or through the water portion of the course.

Water Landing (WL)—a landing in the water portion of the course coming to a full stop in the water..

WL—See water landing.

YC—See yellow card.

Yellow Card (YC)—A penalty indicator—often recognized as a warning—is issued by authorized persons during the competition for violations of safety issues or for unsporting behavior as described in these rules. A YC may—but is not required to—be issued before a red card. Two yellow cards issued during a single competition will act as a red card. See also: red card.

Addendum B: General Course Specifications

- 1.1.1 All courses must begin over a body of water.
- 1.1.2 All courses must be 10 meters wide over the total length of the course.
- 1.1.3 The body of water must be a minimum of 15 meters wide and at least 65 meters long.
- 1.1.4 Where applicable, the body of water must provide a minimum safety area of 20 meters before G1. However, if the location allows, the safety area is recommended to be as large as possible.
 - 1.1.4.1 The body of water must provide a minimum depth of 0.60 meters over the minimum width from the beginning of the pond to G2.
 - 1.1.4.2 The minimum requirements for the depth of the pond beginning at G2 and sloping gradually up to the end of the pond is permitted, as long as a minimum depth is provided of:
 - 0.50 meters at G3, to
 - 0.40 meters at G4.
 - 1.1.4.3 For safety reasons, the water level must be kept high enough to provide a smooth transition from the water level to the ground surface around the exit sides of the pond (maximum 5 cm allowed).
 - 1.1.4.4 If the water is deeper than 1.5 meters, suitably equipped rescue personnel are required.
- 1.1.5 All courses must have a safety area of 5 meters along both sides, and at the end of the course between the course sidelines and the spectator areas, indicated by marking devices, which shall not be higher than 5 meters and acceptable to the Chief Judge and CTD.
- 1.1.6 Gate Area and Target Area
 - 1.1.6.1 The gate area is the part of the course between G1 and G5 in Carved Speed and Drag Distance, in Zone Accuracy the gate area from G1 to the waterline.
 - 1.1.6.1.1 On the carved course the distance is 70 meters.
 - 1.1.6.1.2 The distance between G1 and the demarcation line between Zone 1 and Zone 2 is 50 meters in Zone Accuracy.
 - 1.1.6.1.3 The distance between G1 and G5 is 50 meters in Drag Distance.
 - 1.1.6.2 Course markers must be a minimum of 0.20 meters in diameter and have a height +/- 5 cm (measured in meters from the surface) as described in the tables below. They must be fixed in a position in such a way that the center axis of the marker may only move a maximum of 10cm from their approved position.

All Classes	G1	G2	G3	G4	G5
Carved Speed	1.5	1.5	1.5	1.5	1.5
Drag Distance	1.5	-	-	-	1.5
Zone Accuracy	1.5	-	-	-	-

- 1.1.6.3 For Beginner class, additional 3 meter high markers (or poles) must be positioned on both sides of the pond, in line with, and at least 5 meters away from the nearest G1 marker.
- 1.1.6.4 Course markers G2 through G4, if not specified otherwise, may be marker buoys with a minimum diameter of 0.20 meters.
- 1.1.6.5 The target area is the part of the course after the waterline, which may be marked at the discretion of the Chief Judge and must be indicated by sidelines made of line-type material, or markings clearly visible from above.
- 1.1.7 All courses and video systems must be acceptable to the Chief Judge.
- 1.1.8 For the Speed event there must be a spare course marker with the appropriate color for each side of the course, readily available to replace a broken one.

Addendum C: Speed Course Specifications

1.1. Carved Speed Course Specifications

- 1.1.1 The course between G1 and G5 shall be 70 meters long measured along the centerline of the course.
- 1.1.2 The course shall have an angle of 75° and a radius of 53.48 meters measured along the centerline.
- 1.1.3 Electronic sensors must be set up to give a course length of 70 meters, measured along the centerline.
- 1.1.4 At G1 and G5 a double sensor system shall be installed.
 - 1.1.4.1 The electronic sensors shall be placed inside (after) G1 and outside (after) G5. The sensors should be offset the same amount from the Gate Markers G1 and G5 respectively.
 - 1.1.4.2 Electronic Sensors should be placed as follows; The upper sensor should be placed at the same level as the top of the course markers at G1 and G5. The lower sensor should be placed at approximately 0.9 m below the upper sensor. There shall be five (5) pairs of course markers including G1 and G5 evenly spaced over the length of the course.
 - 1.1.4.3 For Beginner class, a third pair of sensors should be placed at G1, 3 meters above the water line. Alternatively, a video camera located at the FOCAL POINT may be used instead to record Beginner performances for evaluation by stopwatch or other means of timing measurement acceptable to the Chief Judge. The camera must have an unobstructed view of both G1 and G5.
- 1.1.5 There shall be five (5) pairs of course markers including G1 and G5 evenly spaced over the length of the course.
 - 1.1.5.1 The course markers on the inside of the course shall be of a contrasting, and of a darker color than on the outside of the course.
 - 1.1.5.2 The course markers of G1 and the inside carve course markers on the water portion of the course, should be of the inflatable type, providing a course width of approximately 10 meters.
 - 1.1.5.3 Beginner Class:
 - There shall be no vertical extension penalty applied on G2 through G4.
 - 1.1.5.4 A minimum of 10 meters at the end of the course must be out of the water.
- 1.1.6 The carve direction must be specified in the accepted bid for the event. The carved course can be carved in any direction, left or right.

Addendum D: Distance Course Specifications

1.1. Drag-Distance Course Specifications

- 1.1.1 Beginning at G5, a metric measurement tape having a minimum length of 200 meters, showing increments of 1 cm, must run down one side of the course, being flat on the surface, and if applicable on top of the course marking device.
- 1.1.2 The 50-metre line shall be visibly marked.
- 1.1.3 The current World and National Record shall be visibly marked.
- 1.1.4 At 50 meters from the Entry Gate course markers with a height of 1.5 meters +/- 5 cm and a minimum diameter of 0.20 meters shall mark Gate 5 (G5).
- 1.1.5 Attachment devices used on the course shall be placed in such a way, that no obstacle or hazard is created for anyone at the course.
- 1.1.6 All devices and the positioning of them must be acceptable to the Chief Judge and Meet Director.
- 1.1.7 Course length
 - 1.1.7.1 Venue sites require a minimum course length of 200 meters, preferably + 50 meters over the current World Record.

Addendum E: Zone Accuracy Course Specifications

1.1. Zone Accuracy Course Specifications

- 1.1.1 The course consists of two rows of markers that form a series of four gates, and also the landing zones.
- 1.1.2 The body of water will cover 44 (+/- 1m) meters from entry gate G1, to the waterline. The waterline may be additionally marked if deemed necessary by the Chief Judge.
- 1.1.3 Water gates G1 through G4 are approximately 12 meters apart from each other.
- 1.1.4 The distance from water gate G4 to the waterline shall be 8 meters +/- 1 meter.
- 1.1.5 The distance from G1 to the line between Zone 1 & Zone 2 is 50 meters.
- 1.1.6 Landing zones: The shape and dimensions of the landing zones must be as depicted in Addendum G.
- 1.1.7 Demarcation lines mark the areas separating each zone. As with the sidelines, they must be made of material to minimize injury, to be able to be quickly repaired, to be wide enough so to be clearly visible from above and must be acceptable to the Course Technical Director and Chief Judge.
- 1.1.8 Center Zone demarcation lines must be of a contrasting color to the other zone demarcation lines.
- 1.1.9 Zone 7 must have indicators outside of the zone, to indicate its location (i.e. flags etc.).
- 1.1.10 Zone Lines
 - 1.1.10.1 The line between the water and zone 1 is defined as part of zone 1.
 - 1.1.10.2 The line between zone 1 & 2 is defined as part of zone 2.
 - 1.1.10.3 The line between zone 2 & 3 is defined as part of zone 3.
 - 1.1.10.4 The line between zone 3 & 4 is defined as part of zone 4.
 - 1.1.10.5 The line between zone 4 & 5 is defined as part of zone 5.
 - 1.1.10.6 The line between zone 5 & 6 is defined as part of zone 6.
 - 1.1.10.7 The line between zone 6 & 7 is defined as part of zone 7.
 - 1.1.10.8 The line between zone 6 & 8 is defined as part of zone 8.
 - 1.1.10.9 The line between zone 6 and center zone is defined as part of the center zone.
 - 1.1.10.10 The zone demarcation lines of the center zone are defined as part of the center zone.
 - 1.1.10.11 The line between zone 7 & 8 is defined as part of zone 8.
 - 1.1.10.12 The lines between zones 7, 8 &/or center zone & 9 are defined as part of zone 7, 8 &/or center zone.
 - 1.1.10.13 The line between zone 9 & 10 is defined as part of zone 9.
 - 1.1.10.14 The line at the end of zone 10 is defined as part of zone 10.
 - 1.1.10.15 The zone demarcation lines belong to the zone with the higher scoring points. Sidelines are defined as part of the zones.
- 1.1.11 The accuracy pit should be filled with pea gravel, or similar material, ranging from two (2) mm to ten (10) mm in diameter, and the pit should have a filled depth of at least 30 cm. The pea gravel should be level with any part of the course or land that is adjacent to it, i.e., the edge of the pond or the continuation of the Distance course. Both of the above specifications must be acceptable to the Chief Judge.

Addendum F: List For Dressed Weight (DWIPE) And Additional Individual Weight (AIW)

Note: If a competitor's weight with equipment is lower than 77.2 kg, the maximum extra weight will apply.

DWIPE (kg)	AIW (kg)	Total Weight (kg)
<77.2	15.9	93.1
<77.6	15.6	93.2
<78.1	15.3	93.4
<78.5	15	93.5
<79.0	14.6	93.6
<79.5	14.3	93.8
<79.9	14	93.9
<80.4	13.7	94.1
<80.8	13.4	94.2
<81.3	13	94.3
<81.7	12.7	94.5
<82.2	12.4	94.6
<82.6	12.1	94.7
<83.1	11.8	94.9
<83.5	11.5	95
<84.0	11.1	95.1
<84.5	10.8	95.3
<84.9	10.5	95.4
<85.4	10.2	95.6
<85.8	9.9	95.7
<86.3	9.5	95.8
<86.7	9.2	96
<87.2	8.9	96.1
<87.6	8.6	96.2
<88.1	8.3	96.4
<88.6	8	96.5

DWIPE (kg)	AIW (kg)	Total Weight (kg)
<89.0	7.60	96.60
<89.5	7.30	96.80
<89.9	7.00	96.90
<90.4	6.70	97.10
<90.8	6.40	97.20
<91.3	6.00	97.30
<91.7	5.70	97.50
<92.2	5.40	97.60
<92.6	5.10	97.70
<93.1	4.80	97.90
<93.6	4.50	98.00
<94.0	4.10	98.10
<94.5	3.80	98.30
<94.9	3.50	98.40
<95.4	3.20	98.60
<95.8	2.90	98.70
<96.3	2.50	98.80
<96.7	2.20	99.00
<97.2	1.90	99.10
<97.6	1.60	99.20
<98.1	1.30	99.40
<98.6	1.00	99.50
<99.0	0.60	99.60
<99.5	0.30	99.80
≤ 99.9	0.00	99.90
100+	0.00	

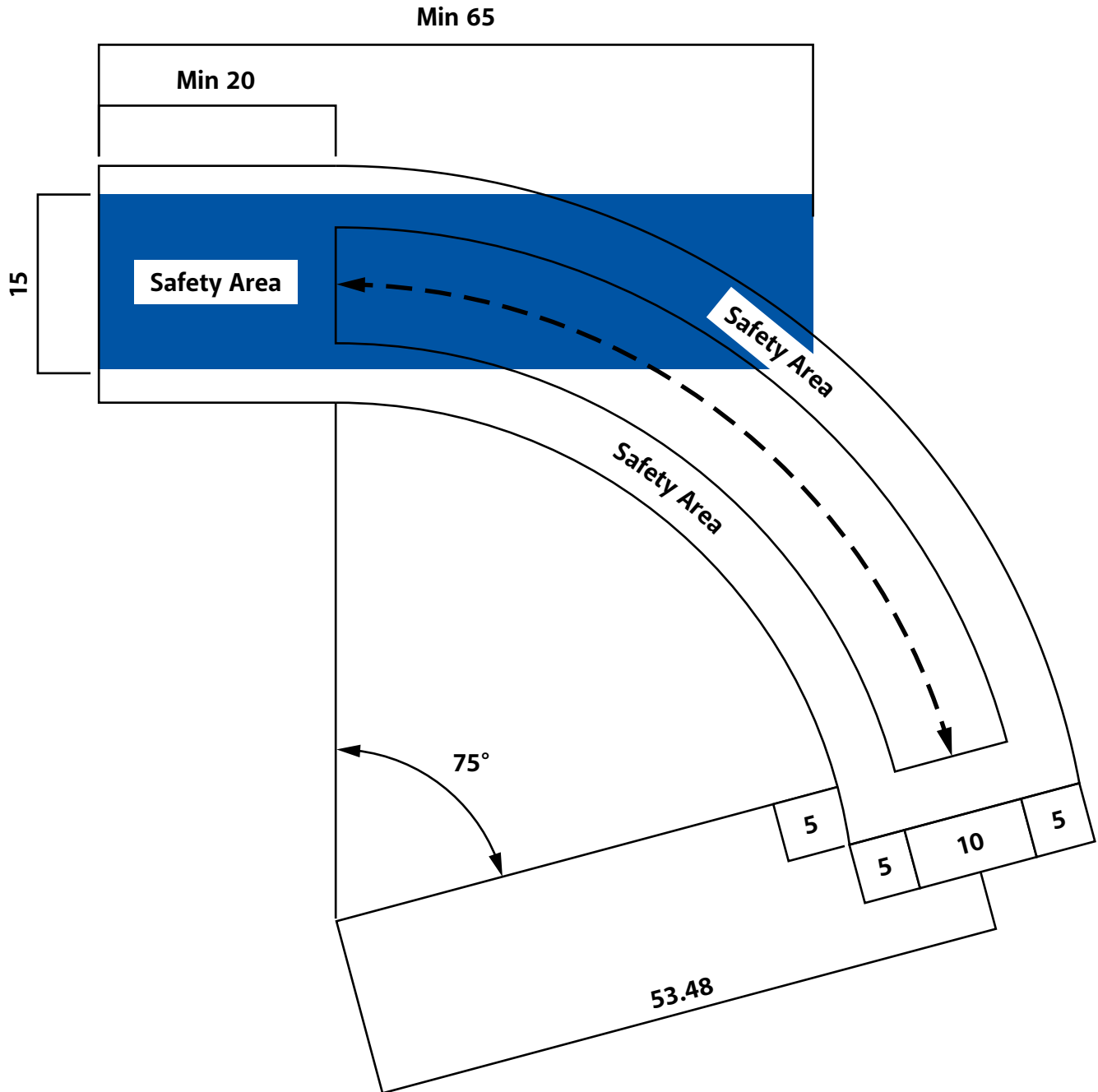
WEIGHING PROCEDURE:

At the time of the random weight check:

- 1.1.1 A competitor will first be weighed with all AIW removed.
- 1.1.2 With this DWIPE determined, the Addendum F chart is then used to determine the maximum AIW allowed.
- 1.1.3 If the AIW is in excess of that allowed per Addendum F, then the 1 Kg of deviation allowance will be used.
- 1.1.4 In this case, 1 kg is subtracted from the DWIPE and the new DWIPE is used to determine the new AIW.
- 1.1.5 Check that the actual AIW is within or above the limits of the new AIW.
- 1.1.6 If the new AIW is above this determination, MR will apply for that round.

Addendum G: Examples Of Course Layouts

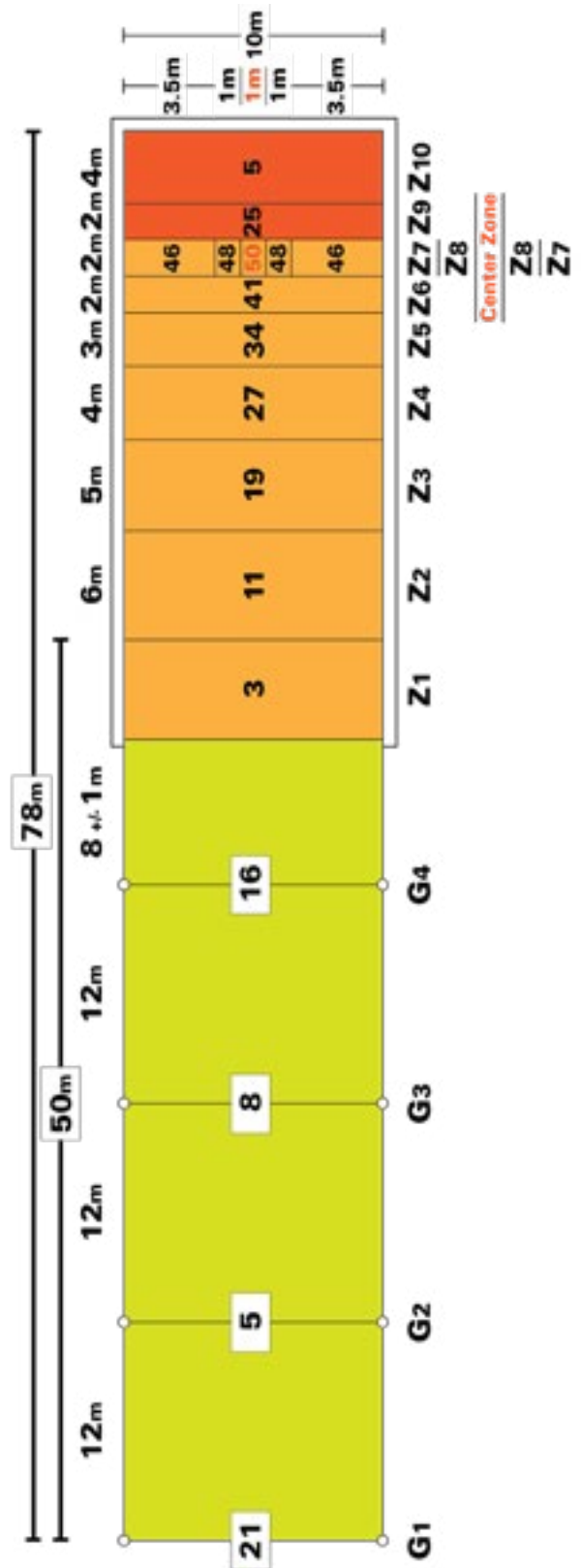
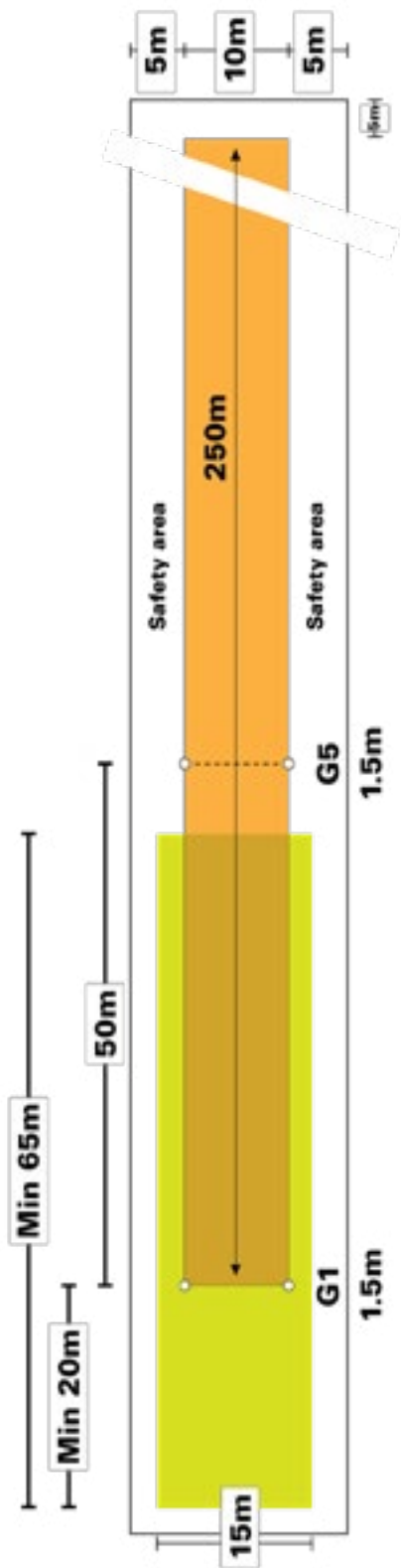
1.1.1 Carved Speed Course (Carved Speed 70 meters)



Chapter 12: USPA National Canopy Piloting Championships Rules

1.1.2 Drag Distance 50m

1.1.3 Zone Accuracy Course



Addendum H: Recommended Standard Judging Signals



Missed Entry (ME)



**Vertical Extension (VE)
No Water Drag (NW)**



**Out of Course Landing (OC)
Out of Course Flying (OF)**



Canopy Down (CD)



ACC Zone-Down (DN)

Addendum I: Video Review Form

<p style="text-align: center;">Video Review Request</p> <p>Competitor Name: _____</p> <p>Competitor #: _____</p> <p>Round #: _____</p> <p>CP Event: <input type="checkbox"/> Speed <input type="checkbox"/> Distance <input type="checkbox"/> Accuracy</p>	<p style="text-align: center;">Original Assessment</p> <p>_____</p> <p>Examples:</p> <p>G3 NW; Z5 DN; VE G5</p>
---	---

<p style="text-align: center;">Video Review Panel</p> <p>Requesting Judge: _____</p> <p>Chief Judge or Event Judge: _____</p> <p>Additional Judge: _____</p>	<p style="text-align: center;">Decision System</p> <p>Determined by Chief Judge/Event Judge</p> <p><input type="checkbox"/> Thumbs Up/Down</p> <p><input type="checkbox"/> Paper</p> <p><input type="checkbox"/> Other</p>
---	---

<p style="text-align: center;">Final Decision</p> <p>Majority Vote (2:1) <input type="checkbox"/> No Change to Initial Assessment</p> <p>Unanimous (3:0) <input type="checkbox"/> No Change to Initial Assessment</p> <p>Unanimous (3:0) <input type="checkbox"/> Change to Initial Assessment</p>	<p style="font-size: 1.2em;">Original Assessment Exists</p>
--	--

<p style="text-align: center;">Final Decision</p> <p>Majority Vote (2:1) <input type="checkbox"/> Final Assessment: _____</p> <p>Unanimous (3:0) <input type="checkbox"/> Final Assessment: _____</p> <p><small>Note: A majority decision of a VR leaves the initial assessment unchanged, except in the situation in which initially no assessment has been made for any reason on the scoresheet. Then, the majority vote will make the decision.</small></p>	<p style="font-size: 1.2em;">No Original Assessment Exists</p>
--	---

<p style="text-align: center;">Certification</p> <p>Chief Judge: _____</p> <p>Date: _____</p>	<p style="text-align: center;">Final Action</p> <p>Chief Judge Initials: _____</p> <p><small>In accordance with the decision of the VRP, the Chief Judge has documented the action on the score sheet and on the score list for the round.</small></p>
--	--

Addendum J: Rejump Form

Rejump Authorization	Load Information
Competitor Name: _____	1st Call Time: _____
Start #: _____	Boarding Time: _____
Round #: _____	Aircraft: _____
Chief Judge/Event Judge Signature: _____	

Rejump Authorization	Load Information
Competitor Name: _____	1st Call Time: _____
Start #: _____	Boarding Time: _____
Round #: _____	Aircraft: _____
Chief Judge/Event Judge Signature: _____	

Rejump Authorization	Load Information
Competitor Name: _____	1st Call Time: _____
Start #: _____	Boarding Time: _____
Round #: _____	Aircraft: _____
Chief Judge/Event Judge Signature: _____	

Rejump Authorization	Load Information
Competitor Name: _____	1st Call Time: _____
Start #: _____	Boarding Time: _____
Round #: _____	Aircraft: _____
Chief Judge/Event Judge Signature: _____	

Addendum K: Competitor Challenge Form

Challenge Request		
Competitor Name:	_____	Signature: _____
Competitor Number:	_____	
Round #:	_____	
Challenge Fee:	\$75.00	Collected

Assessments Challenged
- Competitors must state the single Gate, Zone or Penalty indicator that is being challenged.
- Competitors may submit multiple challenges for the same jump for a single fee.
- Each separate challenge is processed in the order requested by the competitor.
- 6.3.8.2 will apply.

Final Decision	
Majority Vote (2:1)	<input type="checkbox"/> NO CHANGE to Initial Assessment
Unanimous (3:0)	<input type="checkbox"/> NO CHANGE to Initial Assessment
Unanimous (3:0)	<input type="checkbox"/> CHANGE to Initial Assessment

Certification	
Chief Judge:	_____
	(Print Name)
Chief Judge:	_____
	(Signature)
Date:	_____
<p>In accordance with the final decision of the VRP, the Chief Judge has documented the action on the score sheet and on the score list for the round. The \$75.00 challenge fee is:</p> <p><input type="checkbox"/> Returned to the Competitor</p> <p><input type="checkbox"/> Retained to be donated to the USTTF</p>	

Addendum L: Beginner and Intermediate Classes Prohibited Canopy Models

X = Prohibited

Equipment	Beginner	Intermediate
Fluid Wings Helix	X	Allowed
Fluid Wings Airwolf	X	Allowed
Jyro Leia	X	Allowed
PD Valkyrie	X	Allowed
Fluid Wings Wairwolf	X	X
Jyro Sleia	X	X
Fluid Wings HK/HK2/HKT	X	X
Jyro Petra	X	X
Jyro Sofia	X	X
Jyro World GTR (All Sail)	X	X
PD Peregrine	X	X
UPT Mutant	X	X