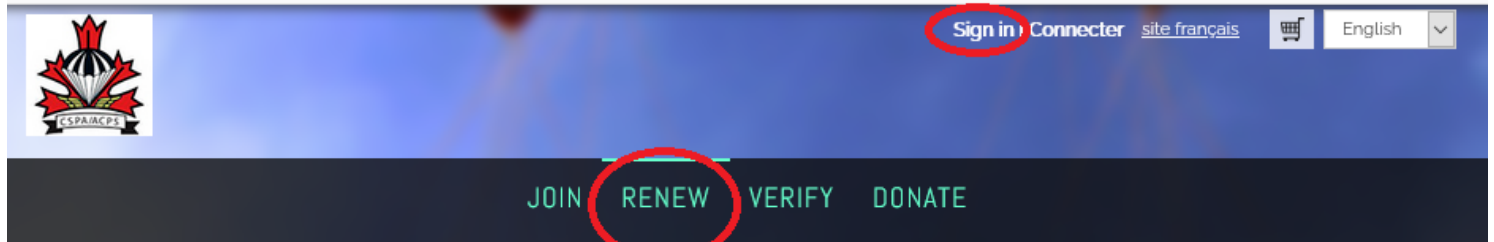


Instructions – Download your PDF Card

1. First ensure you have completed the instructions for logging into your online profile for the first time. If you haven't, you can view these instructions [here](#). If you have already completed this, move on to step 2.
2. Visit <https://cspa.imiscloud.com/Public-EN>
3. Click "Renew" OR "Sign in" and enter your login details.
 - Reminder – your username is your email address



If you wish to renew your CSPA affiliation, once you have logged into your account, click on your name at the top right-hand corner of the screen. This should present your account profile page.

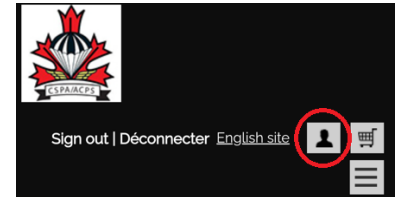
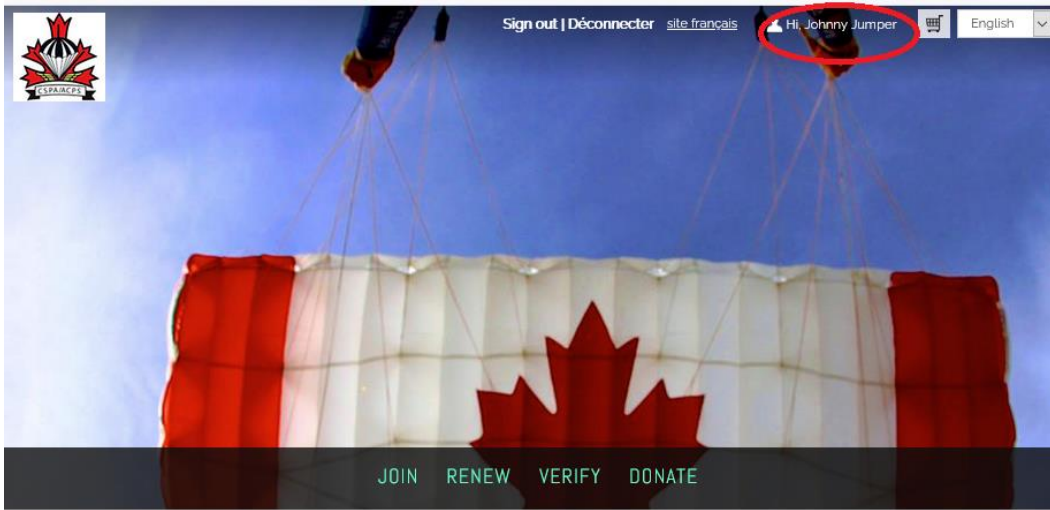
When your affiliation is due for renewal, you will receive an email with an invoice. You will therefore see a button "Renew Now" to click to pay your dues.

If you expire in less than 30 days and you do not see the Renew Now button, please contact imis@cspa.ca with your CSPA # and we will assist you.

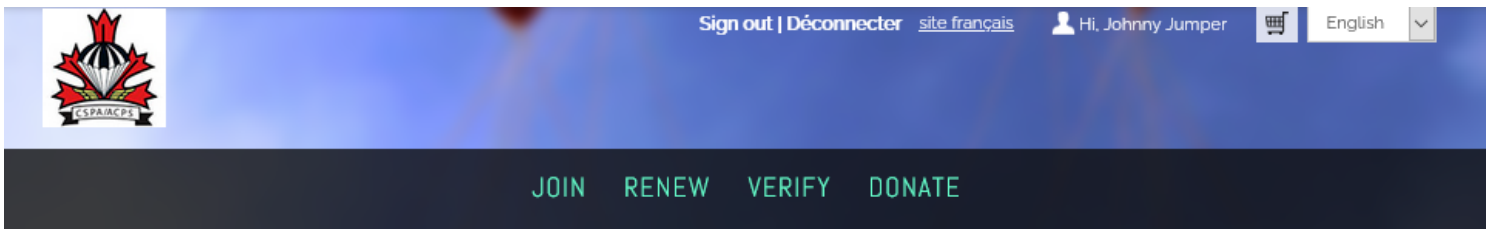
Ratings - for the time being, please send all rating revalidation forms to office@cspa.ca while we figure out how to automatically process them.

The image shows a login form with two input fields: 'Username' containing 'johnny@cspa.ca' and 'Password' with masked characters. Below the fields is a green arrow-shaped 'Sign In' button, which is circled in red. At the bottom, there are links for 'Forgot username?' and 'Forgot password?'.

- Once your login is successful, click on “Hi [your name]” at the top right hand corner. This will now present you with your profile. Mobile users, click on the silhouette of the head.



- Click “Carte PDF Card” in your account. Your card will download and be available for opening and saving.



A screenshot of the user profile page for Johnny Jumper. The profile information includes a silhouette, name "Johnny Jumper", "PARACHUTISME ADRENALINE", phone number "613-123-4567", email "johnny@cspa.ca", and "CSPA # 23315 | Type Reg. Participant". Navigation tabs include "ABOUT ME", "MY PARTICIPATION", "PREFERENCES", "COPS | BREVETS", and "RATINGS | CERTIFICATIONS". A "Renew Now" button is circled in red. A warning message states "You have open invoices due for payment". A "Carte PDF Card" button is also circled in red. An "Addresses" section is visible with an "ADDRESS +" input field.