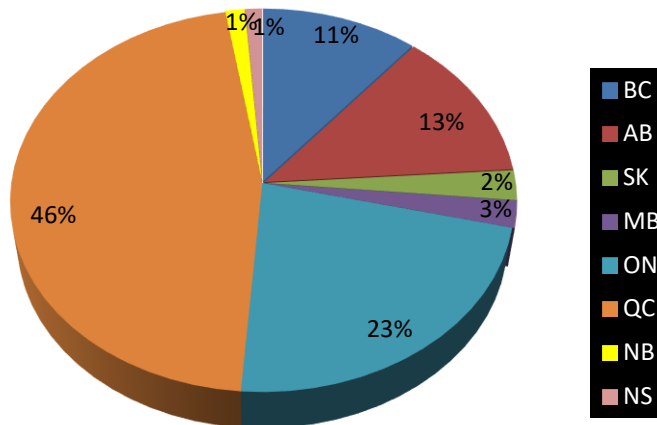




# Canadian Sport Parachuting Association Association Canadienne de Parachutisme Sportif

## Registered Participant Stats

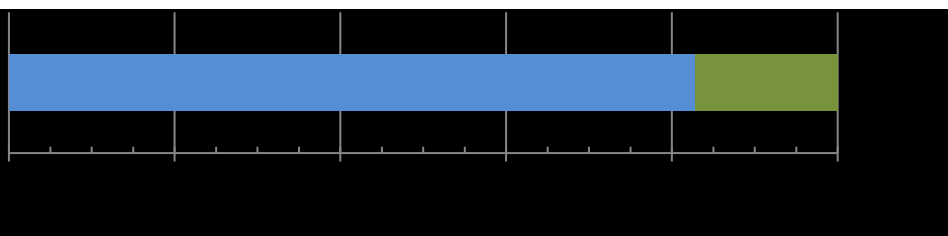
Province	#	%
BC	376	10.8%
AB	438	12.6%
SK	86	2.5%
MB	77	2.2%
ON	767	22.1%
QC	1572	45.3%
NB	47	1.4%
NS	41	1.2%



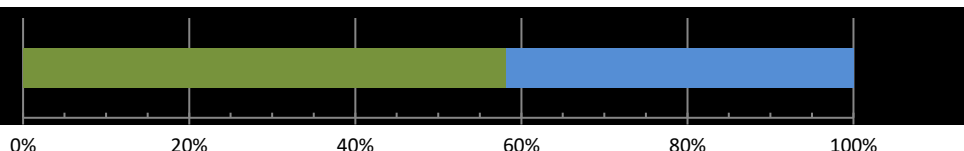
Gender - Current	#	%
Male	2878	82.8%
Female	596	17.2%

Gender - 2015	#	%
Male	2908	82.4%
Female	619	17.6%



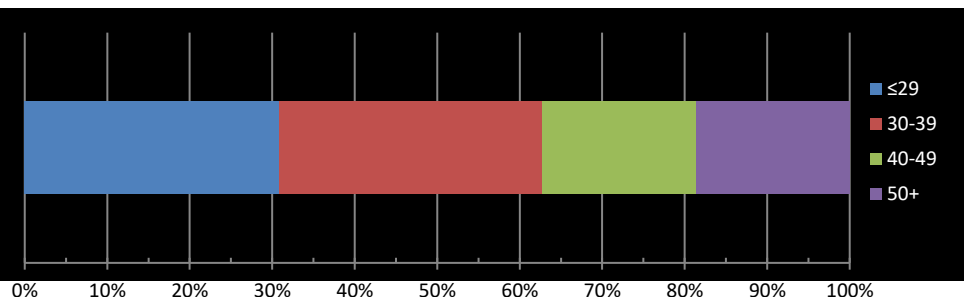
Language	#	%
English	2022	58.2%
French	1455	41.8%



Age Breakdown	#	%
≤29	1073	30.9%
30-39	1104	31.8%
40-49	647	18.6%
50+	648	18.7%

Breakdown - 2015	#	%
≤29	1111	31.6%
30-39	1109	31.5%
40-49	664	18.9%
50+	634	18.0%



# Year to Year Comparison

Renewals	2015	2016
Regular Member	3523	3473
Member at Large	0	0

CoPs Processed	2014	2015	2016	% of 2014
Solo	521	486	455	94%
A CoP	244	270	236	87%
B CoP	182	175	157	90%
C CoP	103	76	74	97%
D CoP	16	18	17	94%


Province	2015	2016	
BC	394	376	↓
AB	496	438	↓
SK	76	86	↑
MB	62	77	↑
ON	739	767	↑
QC	1596	1572	↓
NB	48	47	↓
NS	43	41	↓



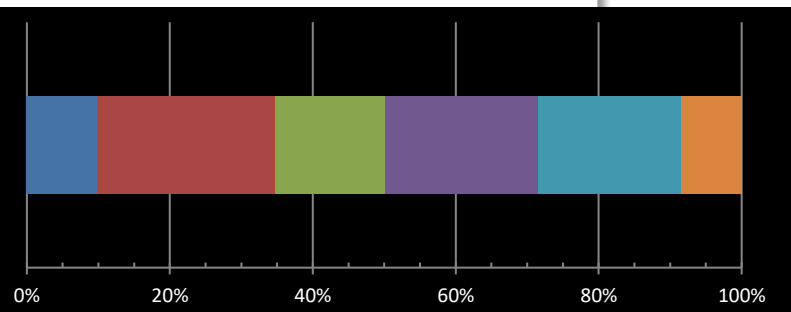
# Canadian Sport Parachuting Association Association Canadienne de Parachutisme Sportif

## Registered Participants Stats

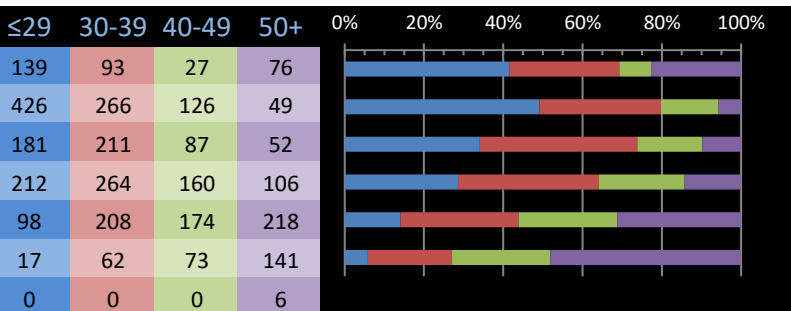
Affiliation	Total	% Mem	Avg Mem Yrs
Regular	3377	97.2%	7.3
At Large	0	0.0%	
Life Time	85	2.4%	41.1
Complimentary	11	0.3%	13.7



CoP Breakdown	Total	% Mem	Avg Mem Yrs
No CoP	342	9.8%	5.6
Solo	867	24.9%	2.8
A CoP	531	15.3%	7.1
B CoP	742	21.3%	7.1
C CoP	698	20.1%	13.3
D CoP	293	8.4%	22.2
E CoP	6	0.2%	44.8



CoP Breakdown by Age	Total	≤29	30-39	40-49	50+
No CoP	342	139	93	27	76
Solo	867	426	266	126	49
A CoP	531	181	211	87	52
B CoP	742	212	264	160	106
C CoP	698	98	208	174	218
D CoP	293	17	62	73	141
E CoP	6	0	0	0	6





**Canadian Sport Parachuting Association**  
**Association Canadienne de Parachutisme Sportif**

Ratings Breakdown			BC	AB	SK	MB	ON	QC	NB	NS
C1	<b>519</b>	<b>14.9%</b>	69	75	18	18	110	215	4	5
C2	<b>298</b>	<b>8.6%</b>	35	47	8	11	63	123	4	2
JM	<b>223</b>	<b>6.4%</b>	43	43	13	10	57	51	2	2
GCI	<b>290</b>	<b>8.3%</b>	37	38	10	6	45	146	4	1
SSI	<b>194</b>	<b>5.6%</b>	29	31	6	8	38	77	3	0
SSE	<b>132</b>	<b>3.8%</b>	19	23	6	4	33	42	3	0
PFF	<b>145</b>	<b>4.2%</b>	14	28	2	4	20	73	1	1
Active EJR	<b>391</b>	<b>11.3%</b>	36	33	4	4	49	259	1	1
Rigger A	<b>142</b>	<b>4.1%</b>	20	12	9	4	38	50	3	1
Rigger B	<b>16</b>	<b>0.5%</b>	5	2	0	0	6	3	0	0
Rigger C	<b>1</b>	<b>0.0%</b>	0	0	0	0	1	0	0	0

Ratings Breakdown by age		≤29	30-39	40-49	50+	0% 10% 20% 30% 40% 50% 60% 70% 80% 90% 100%				
C1	<b>519</b>	78	175	136	130					
C2	<b>298</b>	23	99	88	88					
JM	<b>196</b>	19	53	62	89					
GCI	<b>242</b>	31	70	82	107					
SSI	<b>183</b>	11	49	48	86					
SSE	<b>132</b>	4	23	40	65					
PFF	<b>145</b>	11	42	34	58					
Active EJR	<b>391</b>	12	65	88	124					
Rigger A	<b>142</b>	6	20	42	74					
Rigger B	<b>16</b>	0	0	1	15					
Rigger C	<b>1</b>	0	0	0	1					

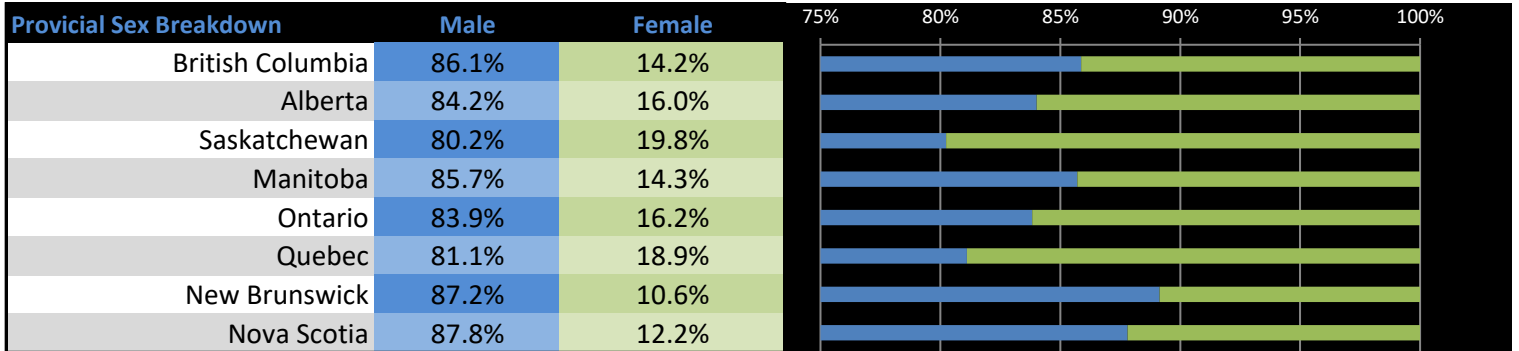
Judge Ratings Breakdown		% Mem	BC	AB	SK	MB	ON	QC	NB	NS
QE	<b>35</b>	<b>1.0%</b>	11	2	6	4	6	2	0	0
Provincial	<b>15</b>	<b>0.4%</b>	6	0	0	0	3	5	0	0
National	<b>11</b>	<b>0.3%</b>	7	0	0	0	3	0	0	0
International	<b>8</b>	<b>0.2%</b>	6	0	0	0	2	0	0	0



**Canadian Sport Parachuting Association**  
**Association Canadienne de Parachutisme Sportif**

As of February 16, 2017

**Registered Participant Stats**



Provincial Age Breakdown	≤29	30-39	40-49	50+	Avg Age
British Columbia	96	132	59	108	<b>41.3</b>
Alberta	147	151	76	80	<b>37.4</b>
Saskatchewan	19	31	14	24	<b>39.5</b>
Manitoba	18	23	8	30	<b>42.5</b>
Ontario	222	253	150	165	<b>38.9</b>
Quebec	534	613	307	191	<b>35.7</b>
New Brunswick	12	5	12	18	<b>45.8</b>
Nova Scotia	12	17	6	9	<b>38.5</b>

Provincial Age Breakdown	≤29	30-39	40-49	50+
British Columbia	25.7%	35.3%	15.8%	28.9%
Alberta	33.6%	34.6%	17.4%	18.3%
Saskatchewan	22.1%	36.0%	16.3%	27.9%
Manitoba	23.4%	29.9%	10.4%	39.0%
Ontario	29.0%	33.0%	19.6%	21.5%
Quebec	34.0%	39.0%	19.5%	12.2%
New Brunswick	25.5%	10.6%	25.5%	38.3%
Nova Scotia	29.3%	41.5%	14.6%	22.0%

Gender Age Breakdown	Male	Female	% Male	% Female
≤29	844	229	78.7%	21.3%
30-39	890	214	80.6%	19.4%
40-49	552	95	85.3%	14.7%
50+	588	58	90.7%	9.0%



**Canadian Sport Parachuting Association**  
**Association Canadienne de Parachutisme Sportif**

As of February 16, 2017



**Registered Participant - Female Stats**

<b>Total Females</b>	<b>596</b>	<b>17%</b>
----------------------	------------	------------

<b>Language</b>		<b>% Mem</b>
English	<b>309</b>	<b>8.9%</b>
French	<b>287</b>	<b>8.3%</b>

<b>Female Age Breakdown</b>		<b>% age group</b>
≤29	<b>229</b>	<b>21.3%</b>
30-39	<b>214</b>	<b>19.4%</b>
40-49	<b>95</b>	<b>14.7%</b>
50+	<b>58</b>	<b>9.0%</b>

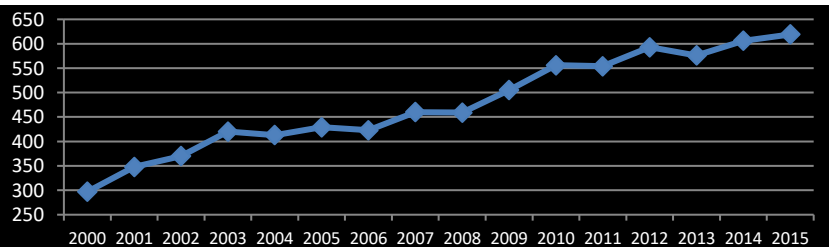
<b>Female CoP Breakdown</b>		<b>% total CoP</b>
No CoP	<b>50</b>	<b>14.6%</b>
Solo	<b>149</b>	<b>17.2%</b>
A CoP	<b>81</b>	<b>15.3%</b>
B CoP	<b>151</b>	<b>20.4%</b>
C CoP	<b>133</b>	<b>19.1%</b>
D CoP	<b>32</b>	<b>10.9%</b>
E CoP	<b>0</b>	<b>0.0%</b>

<b>Female Ratings Breakdown</b>		<b>% of Rated</b>
C1	<b>83</b>	<b>16%</b>
C2	<b>46</b>	<b>15%</b>
JM	<b>20</b>	<b>9%</b>
GCI	<b>33</b>	<b>11%</b>
SSI	<b>32</b>	<b>16%</b>
SSE	<b>17</b>	<b>13%</b>
PFF	<b>17</b>	<b>12%</b>
Active EJR	<b>26</b>	<b>7%</b>
Rigger A	<b>18</b>	<b>13%</b>
Rigger B	<b>0</b>	<b>0%</b>
Rigger C	<b>0</b>	<b>0%</b>

<b>Judge Ratings Breakdown</b>		<b>% of Rated</b>
QE	<b>9</b>	<b>25.7%</b>
Provincial	<b>6</b>	<b>40.0%</b>
National	<b>8</b>	<b>72.7%</b>
International	<b>6</b>	<b>75.0%</b>

<b>Female Affiliation since 2000</b>		
2000	297	+/-
2001	348	17.2%
2002	370	6.3%
2003	420	13.5%
2004	413	-1.7%
2005	429	3.9%
2006	423	-1.4%
2007	460	8.7%
2008	459	-0.2%
2009	505	10.0%
2010	556	10.1%
2011	554	-0.4%
2012	593	7.0%
2013	576	-2.9%
2014	606	5.2%
2015	619	2.1%
2016	596	-3.7%
<b>Total change since 2000: 200.7%</b>		

<b>Prov Female Breakdown</b>		<b>Avg Yrs</b>	<b>Avg Age</b>
British Columbia	53	8.3	38.5
Alberta	70	7.7	34.9
Saskatchewan	17	4.1	32.8
Manitoba	11	6.9	37.9
Ontario	124	7.0	35.7
Quebec	297	5.5	32.5
New Brunswick	5	12.0	42.4
Nova Scotia	5	7.0	31.2





**Canadian Sport Parachuting Association**  
**Association Canadienne de Parachutisme Sportif**

As of February 16, 2017



**Registered Participant - Male Stats**

<b>Total Males</b>	<b>2878</b>	<b>83%</b>
--------------------	-------------	------------

Language		% Mem
English	1710	49.2%
French	1168	33.6%

Male Age Breakdown		% age group
≤29	844	78.7%
30-39	890	80.6%
40-49	552	85.3%
50+	588	90.7%

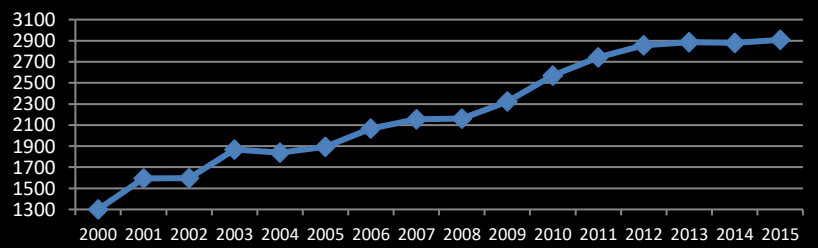
Male CoP Breakdown		% total CoP
No CoP	287	83.9%
Solo	718	82.8%
A CoP	450	84.7%
B CoP	591	79.6%
C CoP	565	80.9%
D CoP	261	89.1%
E CoP	6	100.0%

Male Affiliation since 2000		
2000	1301	+/-
2001	1594	22.5%
2002	1597	0.2%
2003	1868	17.0%
2004	1839	-1.6%
2005	1893	2.9%
2006	2066	9.1%
2007	2156	4.4%
2008	2161	0.2%
2009	2323	7.5%
2010	2569	10.6%
2011	2742	6.7%
2012	2857	4.2%
2013	2885	1.0%
2014	2880	-0.2%
2015	2908	1.0%
2016	2878	-1.0%

Male Ratings Breakdown		% of Rated
C1	436	84%
C2	252	85%
JM	200	90%
GCI	211	73%
SSI	155	80%
SSE	115	87%
PFF	128	88%
Active EJR	365	93%
Rigger A	124	87%
Rigger B	16	100%
Rigger C	126	12600%

Judge Ratings Breakdown		% of Rated
QE	30	85.7%
Provincial	9	60.0%
National	3	27.3%
International	2	25.0%

Prov Male Breakdown		Avg Yrs	Avg Age
British Columbia	322	10.5	41.5
Alberta	368	8.6	37.9
Saskatchewan	69	10.7	41.2
Manitoba	66	9.6	43.2
Ontario	643	9.4	39.5
Quebec	1275	6.9	36.5
New Brunswick	41	15.7	44.5
Nova Scotia	36	10.5	39.5



Total change since 2000 : 221.2%



**Canadian Sport Parachuting Association**  
**Association Canadienne de Parachutisme Sportif**

As of February 16, 2017



**Provincial Breakdown**

**BC** **British Columbia**

**Provincial Avg Member Years: 10.2**

Affiliation	Total	% Prov	% Categ.*
Regular	342	91.4%	10.1%
At Large	0	0.0%	0.0%
Life Time	27	7.2%	31.8%
Complimentary	5	1.3%	45.5%
<b>Total</b>	<b>374</b>		

Gender	Total	% Prov	% Mem
Male	322	86%	11%
Female	53	14%	9%

Language	Total	% Prov	% Mem
English	370	98.9%	18.3%
French	6	1.6%	0.4%

CoP Breakdown	Total	% Prov	% Categ.*
No CoP	57	15.2%	16.7%
Solo	56	15.0%	6.5%
A CoP	39	10.4%	7.3%
B CoP	100	26.7%	13.5%
C CoP	95	25.4%	13.6%
D CoP	28	7.5%	9.6%
E CoP	1	0.3%	16.7%

Ratings Breakdown		% Prov	% of Rated
C1	69	18.4%	13.3%
C2	35	9.4%	11.7%
JM	43	11.5%	19.3%
GCI	37	9.9%	12.8%
SSI	29	7.8%	14.9%
SSE	19	5.1%	14.4%
PFF	14	3.7%	9.7%
Active EJR	36	9.6%	9.2%
Rigger A	20	5.3%	14.1%
Rigger B	5	1.3%	31.3%
Rigger C	0	0.0%	0.0%

Judge Ratings Breakdown		% Prov	% of Rated
QE	11	2.9%	31.4%
Provincial	6	1.6%	40.0%
National	7	1.9%	63.6%
International	6	1.6%	75.0%

\* Compared to the total in each category (IE: CoP, rating, Member type) listed in Canada.





**Canadian Sport Parachuting Association**  
**Association Canadienne de Parachutisme Sportif**

As of February 16, 2017



**Provincial Breakdown**

**AB Alberta**

**Provincial Avg Member Years: 8.5**

Affiliation	Total	% Prov	% Categ.*
Regular	418	95.7%	12.4%
At Large	0	0.0%	0.0%
Life Time	19	4.3%	22.4%
Complimentary	0	0.0%	0.0%
<b>Total</b>	<b>437</b>		

Gender	Total	% Prov	% Mem
Male	368	84%	13%
Female	70	16%	12%

Language	Total	% Prov	% Mem
English	370	84.7%	18.3%
French	6	1.4%	0.4%

CoP Breakdown	Total	% Prov	% Categ.*
No CoP	24	5.5%	7.0%
Solo	92	21.1%	10.6%
A CoP	68	15.6%	12.8%
B CoP	122	27.9%	16.4%
C CoP	104	23.8%	14.9%
D CoP	27	6.2%	9.2%
E CoP	1	0.2%	16.7%

Ratings Breakdown		% Prov	% of Rated
C1	75	17.2%	14.5%
C2	47	10.8%	15.8%
JM	43	9.8%	19.3%
GCI	38	8.7%	13.1%
SSI	31	7.1%	16.0%
SSE	23	5.3%	17.4%
PFF	28	6.4%	19.3%
Active EJR	33	7.6%	8.4%
Rigger A	12	2.7%	8.5%
Rigger B	2	0.5%	12.5%
Rigger C	0	0.0%	0.0%

Judge Ratings Breakdown		% Prov	% of Rated
QE	2	0.5%	5.7%
Provincial	0	0.0%	0.0%
National	0	0.0%	0.0%
International	0	0.0%	0.0%

\* Compared to the total in each category (IE: CoP, rating, Member type) listed in Canada.



**Canadian Sport Parachuting Association**  
**Association Canadienne de Parachutisme Sportif**

As of February 16, 2017



**Provincial Breakdown**

**SK Saskatchewan**

**Provincial Avg Member Years: 9.4**

Affiliation	Total	% Prov	% Categ.*
Regular	82	95.3%	2.4%
At Large	0	0.0%	0.0%
Life Time	4	4.7%	4.7%
Complimentary	0	0.0%	0.0%
<b>Total</b>	<b>86</b>		

Gender	Total	% Prov	% Mem
Male	69	80%	2%
Female	17	20%	3%

Language	Total	% Prov	% Mem
English	84	97.7%	4.2%
French	2	2.3%	0.1%

CoP Breakdown	Total	% Prov	% Categ.*
No CoP	14	16.3%	4.1%
Solo	14	16.3%	1.6%
A CoP	12	14.0%	2.3%
B CoP	20	23.3%	2.7%
C CoP	18	20.9%	2.6%
D CoP	8	9.3%	2.7%
E CoP	0	0.0%	0.0%

Ratings Breakdown		% Prov	% of Rated
C1	18	20.9%	3.5%
C2	8	9.3%	2.7%
JM	13	15.1%	5.8%
GCI	10	11.6%	3.4%
SSI	6	7.0%	3.1%
SSE	6	7.0%	4.5%
PFF	2	2.3%	1.4%
Active EJR	4	4.7%	1.0%
Rigger A	9	10.5%	6.3%
Rigger B	0	0.0%	0.0%
Rigger C	0	0.0%	0.0%

Judge Ratings Breakdown		% Prov	% of Rated
QE	6	7.0%	17.1%
Provincial	0	0.0%	0.0%
National	0	0.0%	0.0%
International	0	0.0%	0.0%

\* Compared to the total in each category (IE: CoP, rating, Member type) listed in Canada.



**Canadian Sport Parachuting Association**  
**Association Canadienne de Parachutisme Sportif**

As of February 16, 2017



**Provincial Breakdown**

**MB Manitoba**

**Provincial Avg Member Years: 9.2**

Affiliation	Total	% Prov	% Categ.*
Regular	75	97.4%	2.2%
At Large	0	0.0%	0.0%
Life Time	2	2.6%	2.4%
Complimentary	0	0.0%	0.0%
<b>Total</b>	<b>77</b>		

Gender	Total	% Prov	% Mem
Male	66	86%	2%
Female	11	14%	2%

Language	Total	% Prov	% Mem
English	76	98.7%	3.8%
French	1	1.3%	0.1%

CoP Breakdown	Total	% Prov	% Categ.*
No CoP	14	18.2%	4.1%
Solo	11	14.3%	1.3%
A CoP	8	10.4%	1.5%
B CoP	14	18.2%	1.9%
C CoP	27	35.1%	3.9%
D CoP	3	3.9%	1.0%
E CoP	0	0.0%	0.0%

Ratings Breakdown		% Prov	% of Rated
C1	18	23.4%	3.5%
C2	11	14.3%	3.7%
JM	10	13.0%	4.5%
GCI	6	7.8%	2.1%
SSI	8	10.4%	4.1%
SSE	4	5.2%	3.0%
PFF	4	5.2%	2.8%
Active EJR	4	5.2%	1.0%
Rigger A	4	5.2%	2.8%
Rigger B	0	0.0%	0.0%
Rigger C	0	0.0%	0.0%

Judge Ratings Breakdown		% Prov	% of Rated
QE	4	5.2%	11.4%
Provincial	0	0.0%	0.0%
National	0	0.0%	0.0%
International	0	0.0%	0.0%

\* Compared to the total in each category (IE: CoP, rating, Member type) listed in Canada.



**Canadian Sport Parachuting Association**  
**Association Canadienne de Parachutisme Sportif**

As of February 16, 2017



**Provincial Breakdown**

**ON Ontario**

**Provincial Avg Member Years: 9.0**

Affiliation	Total	% Prov	% Categ.*
Regular	746	97.4%	22.1%
At Large	0	0.0%	0.0%
Life Time	16	2.1%	18.8%
Complimentary	4	0.5%	36.4%
<b>Total</b>	<b>766</b>		

Gender	Total	% Prov	% Mem
Male	643	84%	22%
Female	124	16%	21%

Language	Total	% Prov	% Mem
English	729	95.2%	36.1%
French	38	5.0%	2.6%

CoP Breakdown	Total	% Prov	% Categ.*
No CoP	121	15.8%	35.4%
Solo	129	16.8%	14.9%
A CoP	102	13.3%	19.2%
B CoP	189	24.7%	25.5%
C CoP	167	21.8%	23.9%
D CoP	55	7.2%	18.8%
E CoP	4	0.5%	66.7%

Ratings Breakdown		% Prov	% of Rated
C1	110	14.4%	21.2%
C2	63	8.2%	21.1%
JM	57	7.4%	25.6%
GCI	45	5.9%	15.5%
SSI	38	5.0%	19.6%
SSE	33	4.3%	25.0%
PFF	20	2.6%	13.8%
Active EJR	49	6.4%	12.5%
Rigger A	38	5.0%	26.8%
Rigger B	6	0.8%	37.5%
Rigger C	1	0.1%	100.0%

Judge Ratings Breakdown		% Prov	% of Rated
QE	6	0.8%	17.1%
Provincial	3	0.4%	20.0%
National	3	0.4%	27.3%
International	2	0.3%	25.0%

\* Compared to the total in each category (IE: CoP, rating, Member type) listed in Canada.



**Canadian Sport Parachuting Association**  
**Association Canadienne de Parachutisme Sportif**

As of February 16, 2017



**Provincial Breakdown**

**QC** **Quebec**

**Provincial Avg Member Years: 6.7**

Affiliation	Total	% Prov	% Categ.*
Regular	1568	99.7%	46.4%
At Large	0	0.0%	0.0%
Life Time	4	0.3%	4.7%
Complimentary	0	0.0%	0.0%
<b>Total</b>	<b>1572</b>		

Gender	Total	% Prov	% Mem
Male	1275	81%	44%
Female	297	19%	50%

Language	Total	% Prov	% Mem
English	190	12.1%	9.4%
French	1382	87.9%	95.0%

CoP Breakdown	Total	% Prov	% Categ.*
No CoP	77	4.9%	22.5%
Solo	546	34.7%	63.0%
A CoP	279	17.7%	52.5%
B CoP	264	16.8%	35.6%
C CoP	248	15.8%	35.5%
D CoP	158	10.1%	53.9%
E CoP	0	0.0%	0.0%

Ratings Breakdown		% Prov	% of Rated
C1	215	13.7%	41.4%
C2	123	7.8%	41.3%
JM	51	3.2%	22.9%
GCI	146	9.3%	50.3%
SSI	77	4.9%	39.7%
SSE	42	2.7%	31.8%
PFF	73	4.6%	50.3%
Active EJR	259	16.5%	66.2%
Rigger A	50	3.2%	35.2%
Rigger B	3	0.2%	18.8%
Rigger C	0	0.0%	0.0%

Judge Ratings Breakdown		% Prov	% of Rated
QE	2	0.1%	5.7%
Provincial	5	0.3%	33.3%
National	0	0.0%	0.0%
International	0	0.0%	0.0%

\* Compared to the total in each category (IE: CoP, rating, Member type) listed in Canada.



**Canadian Sport Parachuting Association**  
**Association Canadienne de Parachutisme Sportif**

As of February 16, 2017



**Provincial Breakdown**

**NB New Brunswick**

**Provincial Avg Member Years: 15.0**

Affiliation	Total	% Prov	% Categ.*
Regular	41	87.2%	1.2%
At Large	0	0.0%	0.0%
Life Time	5	10.6%	5.9%
Complimentary	1	2.1%	9.1%
<b>Total</b>	<b>47</b>		

Gender	Total	% Prov	% Mem
Male	41	87%	1%
Female	5	11%	1%

Language	Total	% Prov	% Mem
English	43	91.5%	2.1%
French	4	8.5%	0.3%

CoP Breakdown	Total	% Prov	% Categ.*
No CoP	8	17.0%	2.3%
Solo	5	10.6%	0.6%
A CoP	9	19.1%	1.7%
B CoP	12	25.5%	1.6%
C CoP	8	17.0%	1.1%
D CoP	5	10.6%	1.7%
E CoP	0	0.0%	0.0%

Ratings Breakdown		% Prov	% of Rated
C1	4	8.5%	0.8%
C2	4	8.5%	1.3%
JM	2	4.3%	0.9%
GCI	4	8.5%	1.4%
SSI	3	6.4%	1.5%
SSE	3	6.4%	2.3%
PFF	1	2.1%	0.7%
Active EJR	1	2.1%	0.3%
Rigger A	3	6.4%	2.1%
Rigger B	0	0.0%	0.0%
Rigger C	0	0.0%	0.0%

Judge Ratings Breakdown		% Prov	% of Rated
QE	0	0.0%	0.0%
Provincial	0	0.0%	0.0%
National	0	0.0%	0.0%
International	0	0.0%	0.0%

\* Compared to the total in each category (IE: CoP, rating, Member type) listed in Canada.



**Canadian Sport Parachuting Association**  
**Association Canadienne de Parachutisme Sportif**

As of February 16, 2017



**Provincial Breakdown**

**NS Nova Scotia**

**Provincial Avg Member Years: 10.1**

Affiliation	Total	% Prov	% Categ.*
Regular	40	97.6%	1.2%
At Large	0	0.0%	0.0%
Life Time	1	2.4%	1.2%
Complimentary	0	0.0%	0.0%
<b>Total</b>	<b>41</b>		

Gender	Total	% Prov	% Mem
Male	36	88%	1%
Female	5	12%	1%

Language	Total	% Prov	% Mem
English	40	97.6%	2.0%
French	1	2.4%	0.1%

CoP Breakdown	Total	% Prov	% Categ.*
No CoP	2	4.9%	0.6%
Solo	6	14.6%	0.7%
A CoP	8	19.5%	1.5%
B CoP	6	14.6%	0.8%
C CoP	18	43.9%	2.6%
D CoP	1	2.4%	0.3%
E CoP	0	0.0%	0.0%

Ratings Breakdown		% Prov	% of Rated
C1	5	12.2%	1.0%
C2	2	4.9%	0.7%
JM	2	4.9%	0.9%
GCI	1	2.4%	0.3%
SSI	0	0.0%	0.0%
SSE	0	0.0%	0.0%
PFF	1	2.4%	0.7%
Active EJR	1	2.4%	0.3%
Rigger A	1	2.4%	0.7%
Rigger B	0	0.0%	0.0%
Rigger C	0	0.0%	0.0%

Judge Ratings Breakdown		% Prov	% of Rated
QE	0	0.0%	0.0%
Provincial	0	0.0%	0.0%
National	0	0.0%	0.0%
International	0	0.0%	0.0%

\* Compared to the total in each category (IE: CoP, rating, Member type) listed in Canada.